

CONNECTICUT ENERGY PRICE REPORT

Denotes falling prices compared to year earlier

Denote flat prices compared to year earlier

Denotes rising prices compared to year earlier



| CONNECTICUT RETAIL HEATING OIL | |
|--------------------------------|------------------|
| \$/GAL | |
| LATEST | 1/16/2017 2.545 |
| WEEK AGO | 1/9/2017 2.553 |
| MONTH AGO | 12/19/2016 2.469 |
| YEAR AGO | 1/18/2016 1.949 |
| SRC: DEEP | |



| CRUDE OIL WTI SPOT PRICE | |
|--------------------------|------------------|
| \$/BBL | |
| LATEST | 1/18/2017 51.12 |
| WEEK AGO | 1/11/2017 52.19 |
| MONTH AGO | 12/18/2016 52.06 |
| YEAR AGO | 1/18/2016 28.72 |
| SRC: OIL DAILY | |



| CT RETAIL GASOLINE UNLEADED REGULAR | |
|-------------------------------------|------------------|
| \$/GAL | |
| LATEST | 1/18/2017 2.478 |
| WEEK AGO | 1/11/2017 2.488 |
| MONTH AGO | 12/18/2016 2.382 |
| YEAR AGO | 1/18/2016 2.051 |
| SRC: AAA | |



| CONNECTICUT RETAIL RESIDENTIAL PROPANE | |
|--|------------------|
| \$/GAL | |
| LATEST | 1/16/2017 2.964 |
| WEEK AGO | 1/9/2017 2.887 |
| MONTH AGO | 12/19/2016 2.812 |
| YEAR AGO | 1/18/2016 2.472 |
| SRC: EIA | |



| CT RESIDENTIAL NATURAL GAS | |
|----------------------------|----------------|
| \$/MCF | |
| LATEST | Oct-2016 16.63 |
| YEAR AGO | Oct-2015 15.33 |
| 2 YEARS AGO | Oct-2014 17.79 |
| 3 YEARS AGO | Oct-2013 16.60 |
| SRC: EIA | |



| CT RESIDENTIAL ELECTRICITY | |
|----------------------------|----------------|
| CENTS/KWH * | |
| LATEST | Oct-2016 19.95 |
| YEAR AGO | Oct-2015 20.13 |
| 2 YEARS AGO | Oct-2014 20.38 |
| 3 YEARS AGO | Oct-2013 18.57 |
| SRC: EIA | |



| CT COMMERCIAL ELECTRICITY | |
|---------------------------|----------------|
| CENTS/KWH * | |
| LATEST | Oct-2016 15.93 |
| YEAR AGO | Oct-2015 15.84 |
| 2 YEARS AGO | Oct-2014 15.12 |
| 3 YEARS AGO | Oct-2013 14.63 |
| SRC: EIA | |

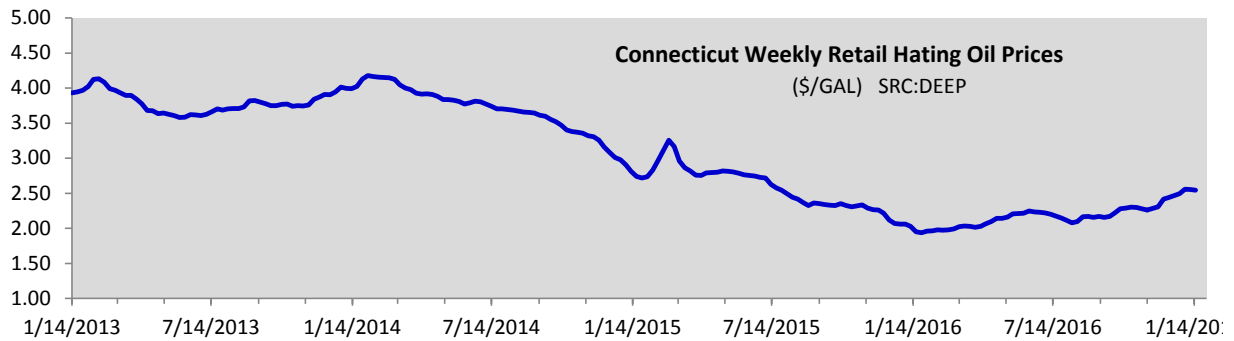
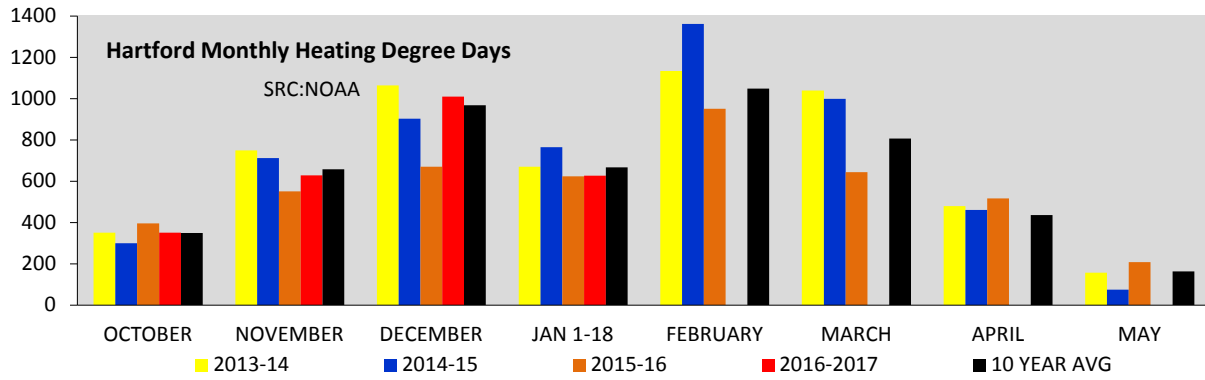


| CT INDUSTRIAL ELECTRICITY | |
|---------------------------|----------------|
| CENTS/KWH * | |
| LATEST | Oct-2016 12.94 |
| YEAR AGO | Oct-2015 12.78 |
| 2 YEARS AGO | Oct-2014 12.38 |
| 3 YEARS AGO | Oct-2013 12.68 |
| SRC: EIA | |

* Total Cost/Kwh including generation and transmission components

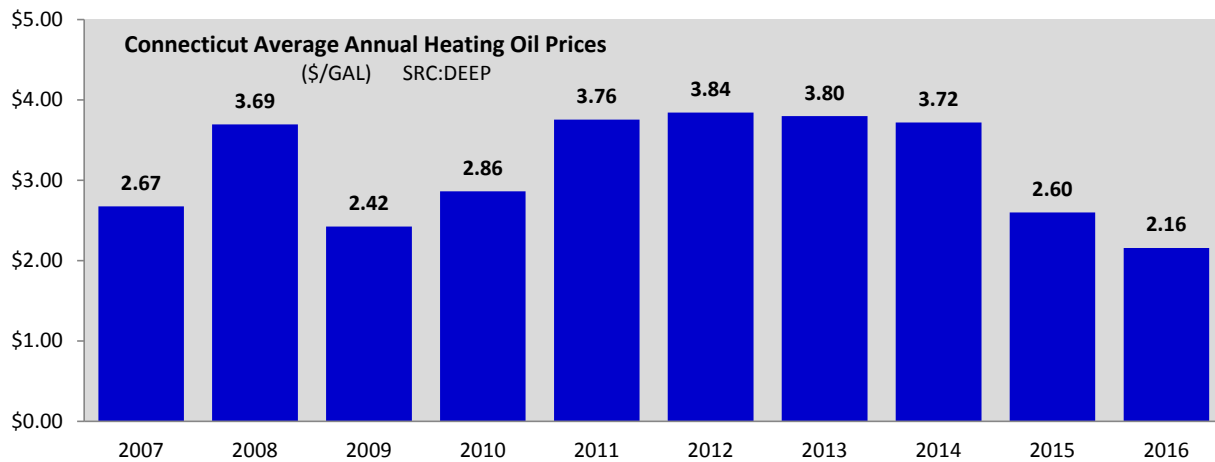
PRICE COMPARISONS of HEATING FUELS IN \$ PER HEATING OIL GALLON EQUIVALENTS (HOGEs)

| | CT RES NAT GAS \$/GAL HOGEs | CT HEATING OIL \$/GAL HOGEs | CT RES PROPANE \$/GAL HOGEs |
|--------------|--------------------------------|--------------------------------|--------------------------------|
| October 2015 | 2.062 | 2.327 | 3.871 |
| October 2016 | 2.237 | 2.278 | 4.134 |

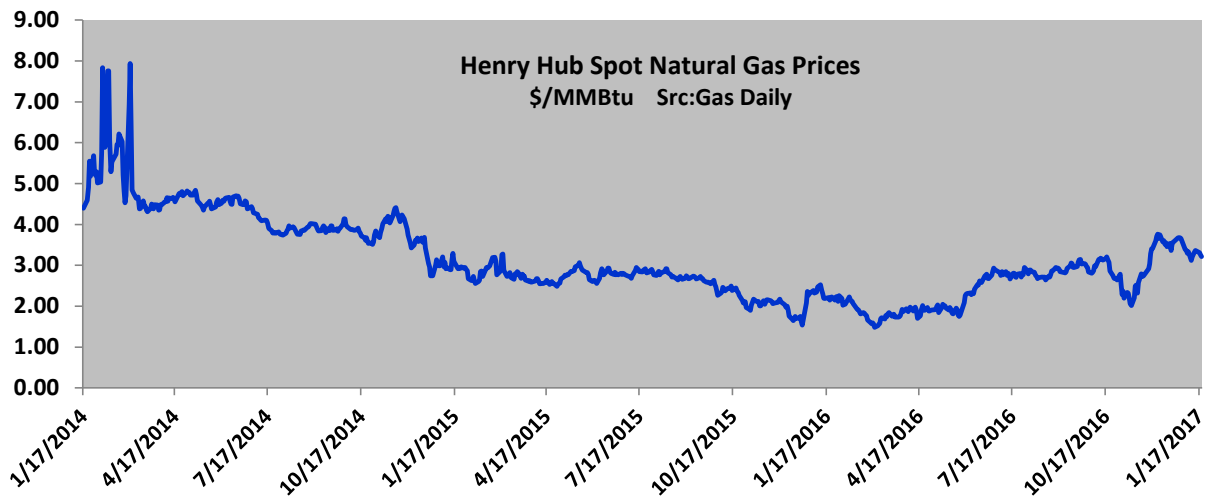
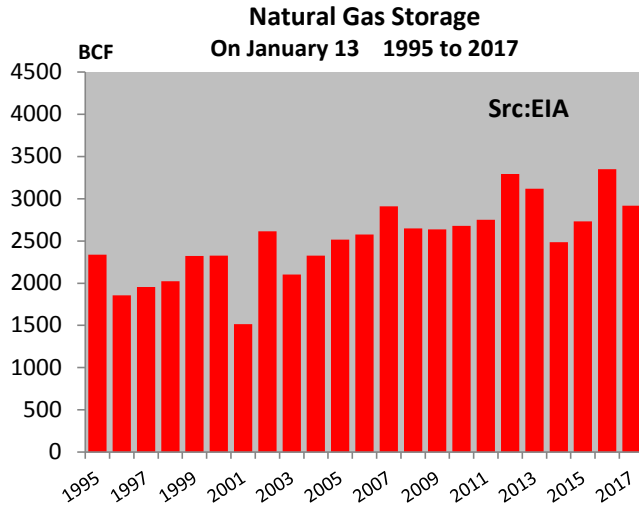
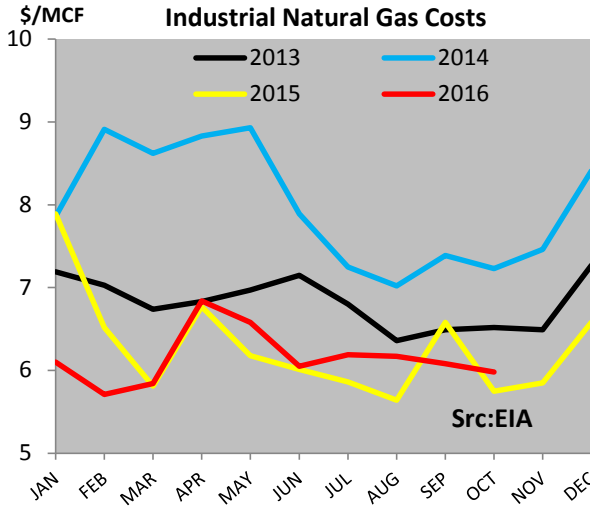
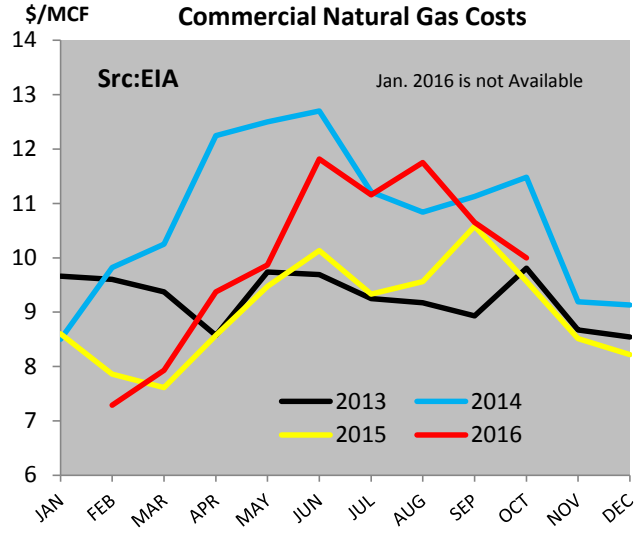
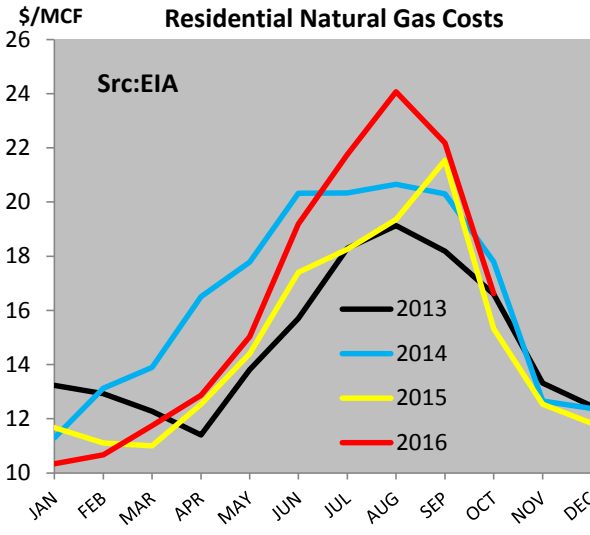


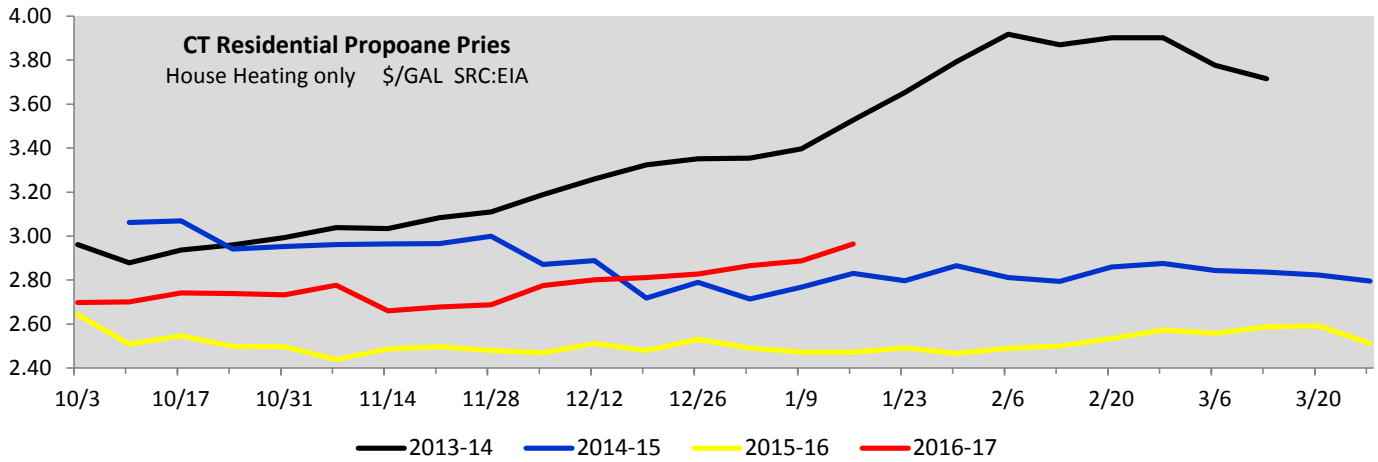
| | Retail Heating Oil Prices \$/Gal Src:DEEP |
|-------------------|--|
| 1/18/2016 | \$1.949 |
| 1/9/2017 | \$2.553 |
| 1/16/2017 | \$2.545 |
| % Change Year Ago | 30.6% |
| % Change Week Ago | -0.3% |

| | Spot Heating Oil Prices \$/Gal Src:Oil Daily |
|-------------------|---|
| 1/19/2016 | \$0.848 |
| 1/10/2017 | \$1.511 |
| 1/17/2017 | \$1.557 |
| % Change Year Ago | 83.5% |
| % Change Week Ago | 4.5% |



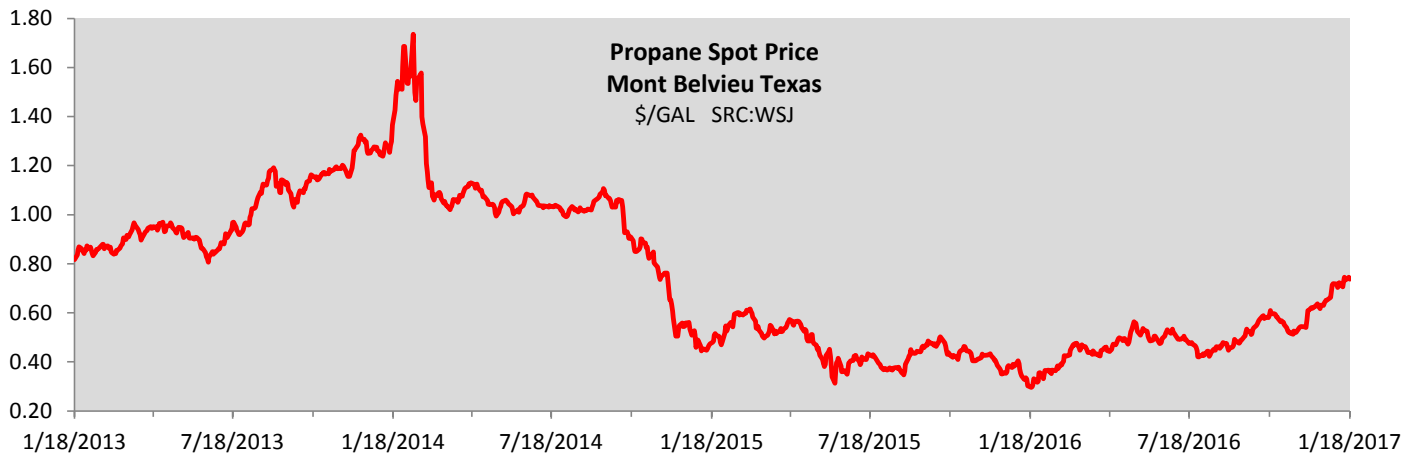
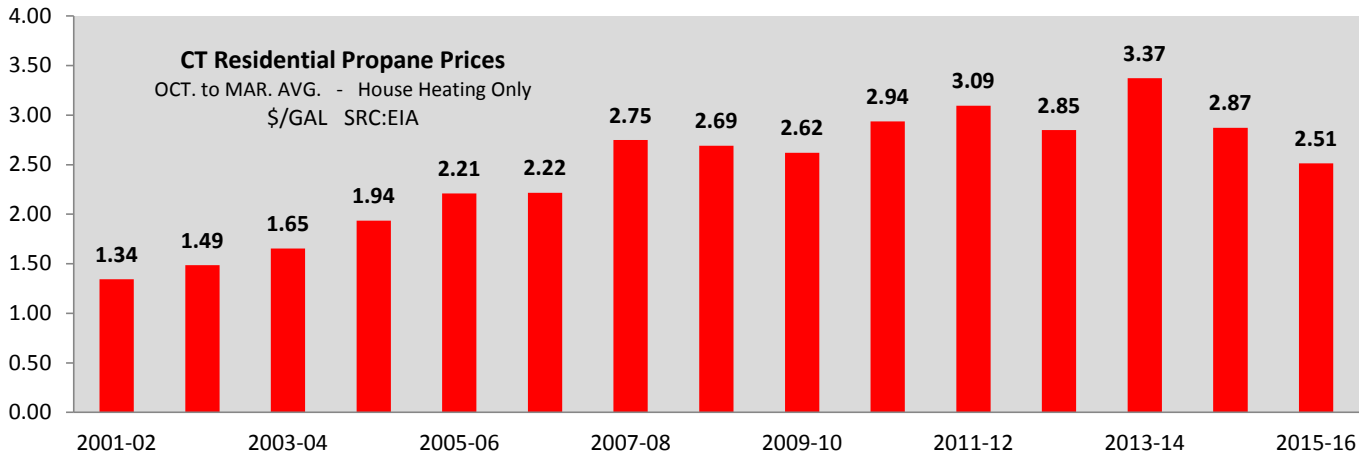
Connecticut Natural Gas

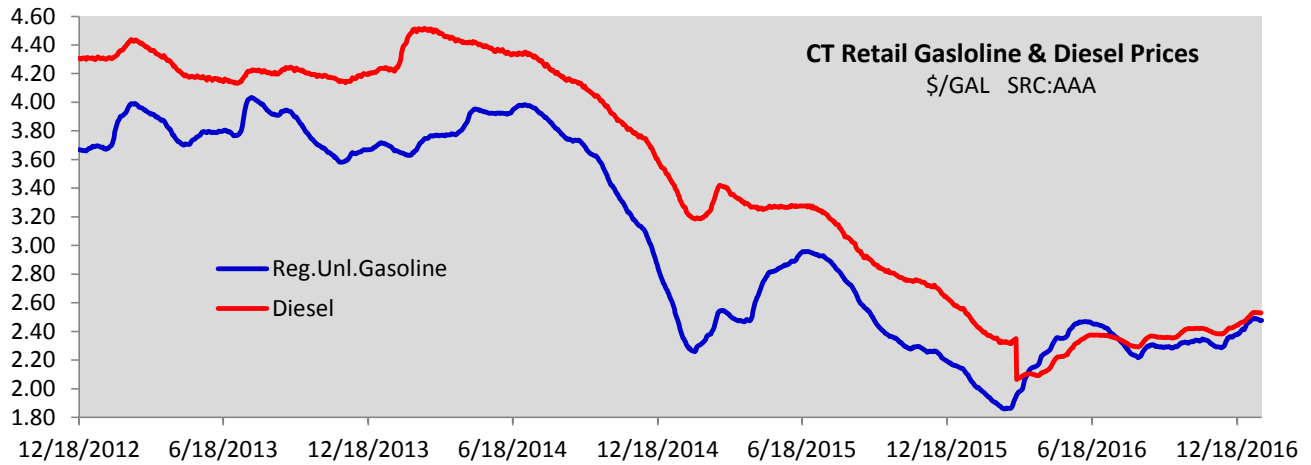




| Retail Propane Heating Prices | |
|-------------------------------|---------|
| \$/Gal Src:Eia | |
| 1/18/2016 | \$2.472 |
| 1/9/2017 | \$2.887 |
| 1/16/2017 | \$2.964 |
| % Change Year Ago | 19.9% |
| % Change Week Ago | 2.7% |

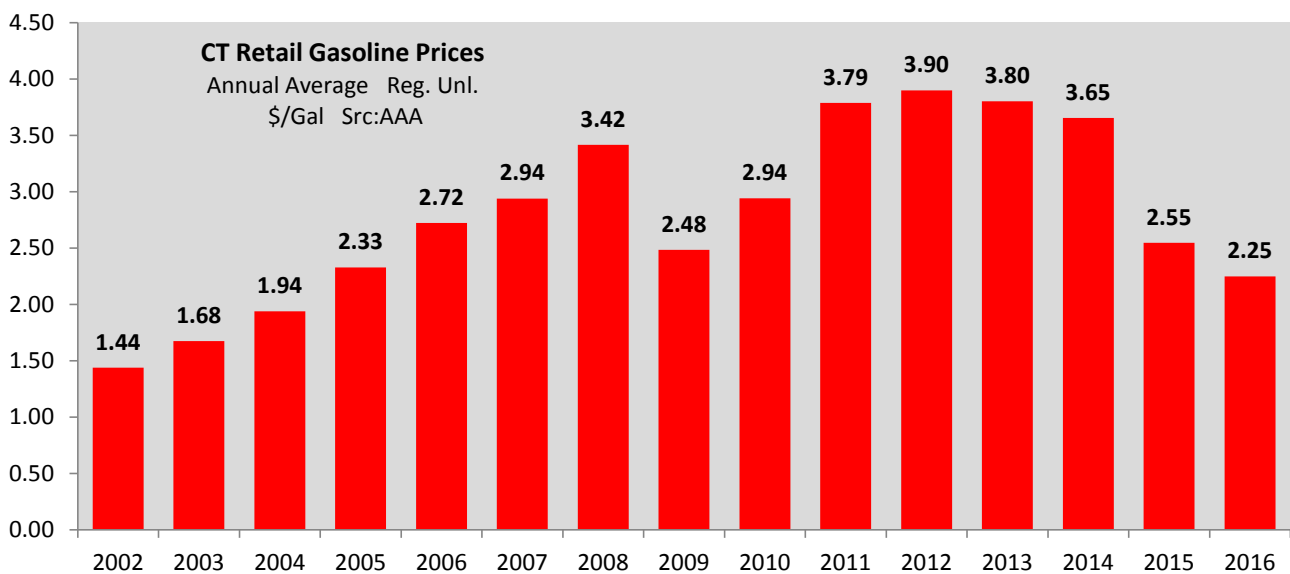
| Spot Propane Prices | |
|---------------------|---------|
| \$/Gal Src:WSJ | |
| 1/19/2016 | \$0.297 |
| 1/11/2017 | \$0.730 |
| 1/18/2017 | \$0.737 |
| % Change Year Ago | 148.3% |
| % Change Week Ago | 0.7% |

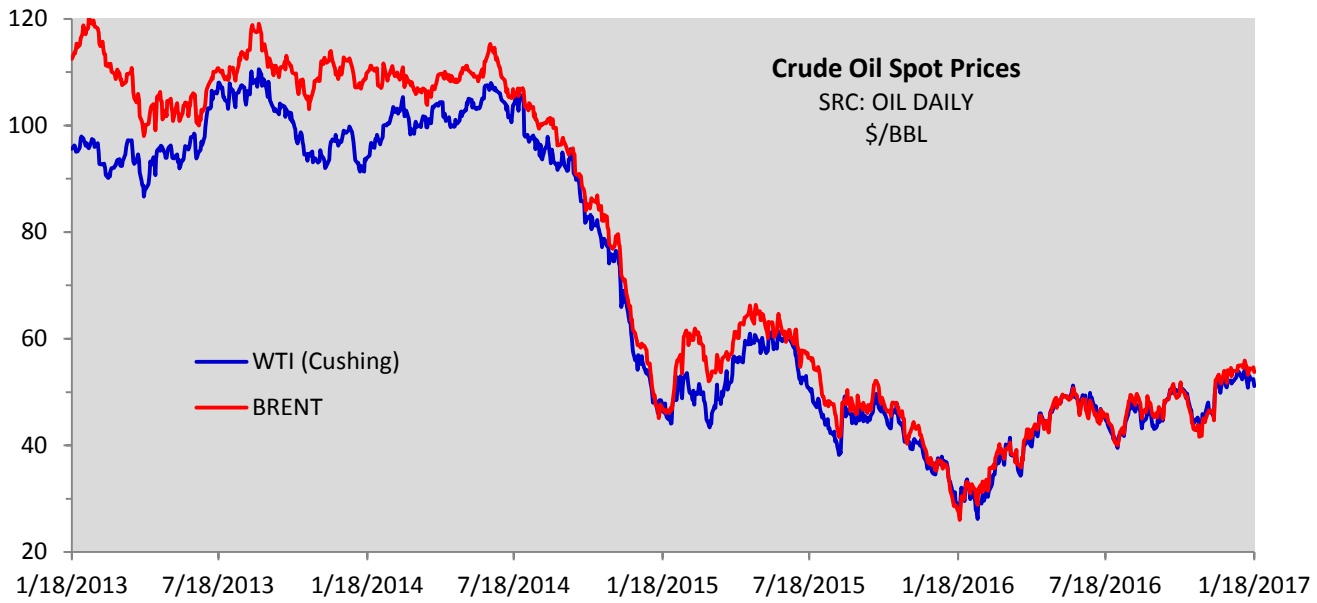




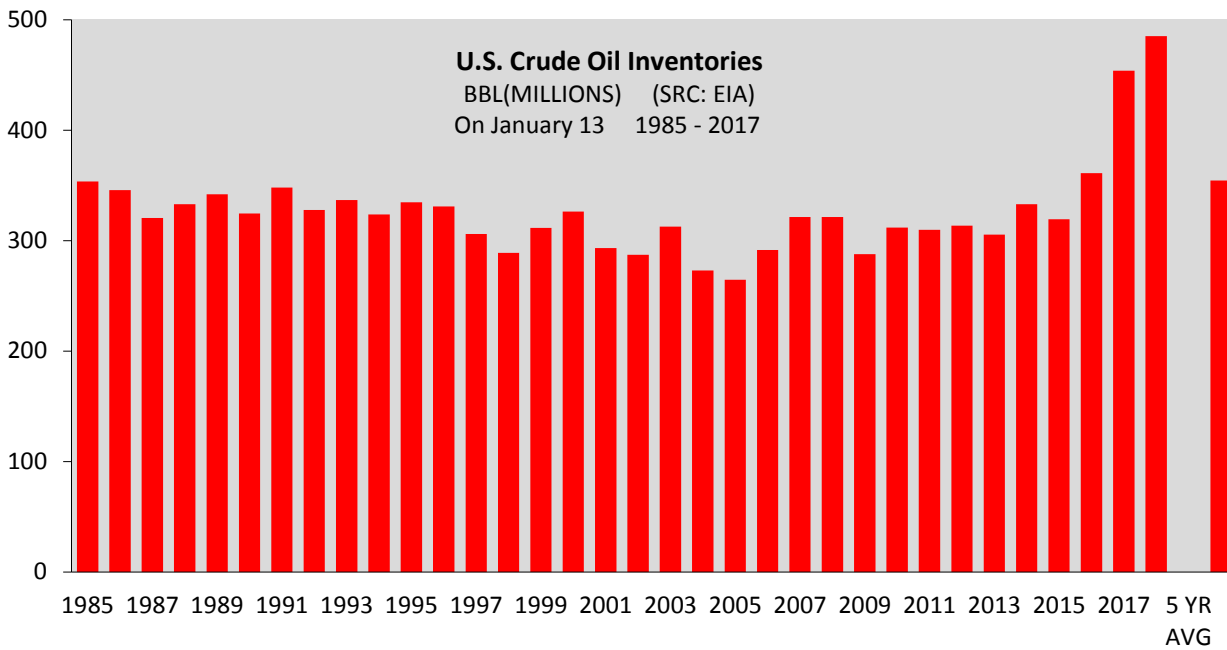
| SRC:AAA \$/GAL | Connecticut Retail Regular Unleaded | | | | |
|-------------------|-------------------------------------|----------|-------------------|--------------------|-----------|
| | Bridgeport | Hartford | New Haven-Meriden | New London-Norwich | Statewide |
| 1/18/2016 | 2.155 | 2.023 | 2.027 | 2.020 | 2.051 |
| 1/11/2017 | 2.568 | 2.468 | 2.464 | 2.459 | 2.488 |
| 1/18/2017 | 2.569 | 2.453 | 2.449 | 2.442 | 2.478 |
| % Change Week Ago | 0.0% | -0.6% | -0.6% | -0.7% | -0.4% |
| % Change Year Ago | 19.2% | 21.3% | 20.8% | 20.9% | 20.8% |

| SRC:AAA \$/GAL | Connecticut Retail Diesel | | | | |
|-------------------|---------------------------|----------|-------------------|--------------------|-----------|
| | Bridgeport | Hartford | New Haven-Meriden | New London-Norwich | Statewide |
| 1/18/2016 | 2.535 | 2.470 | 2.482 | 2.451 | 2.483 |
| 1/11/2017 | 2.762 | 2.691 | 2.694 | 2.692 | 2.707 |
| 1/18/2017 | 2.765 | 2.690 | 2.710 | 2.664 | 2.712 |
| % Change Week Ago | 0.1% | 0.0% | 0.6% | -1.0% | 0.2% |
| % Change Year Ago | 9.1% | 8.9% | 9.2% | 8.7% | 9.2% |

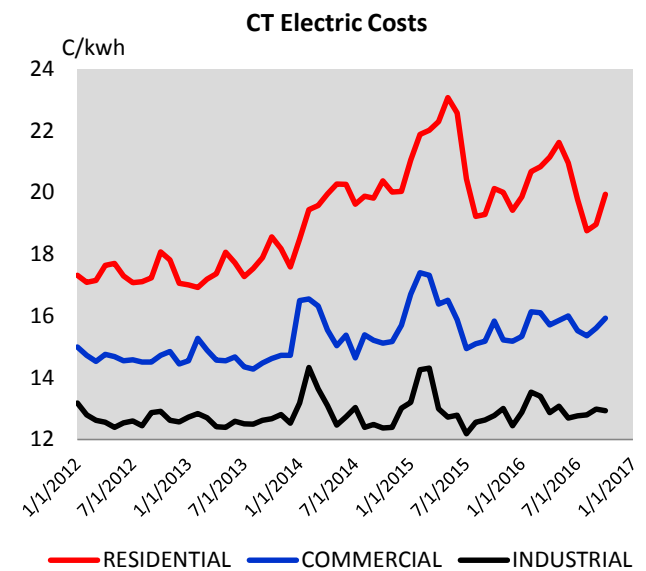
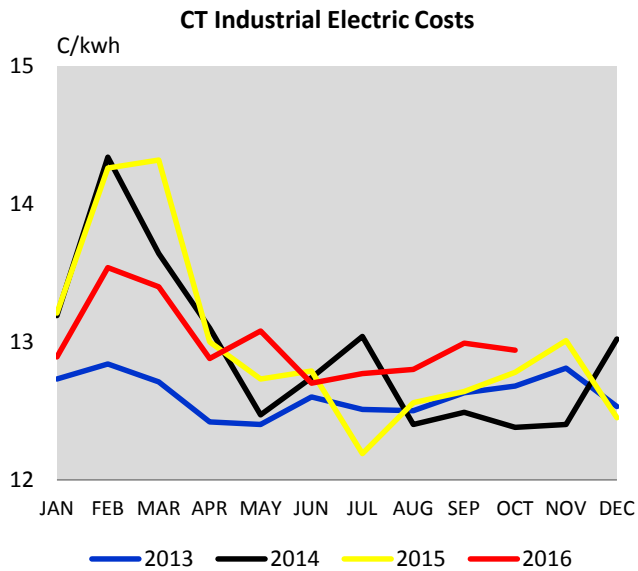
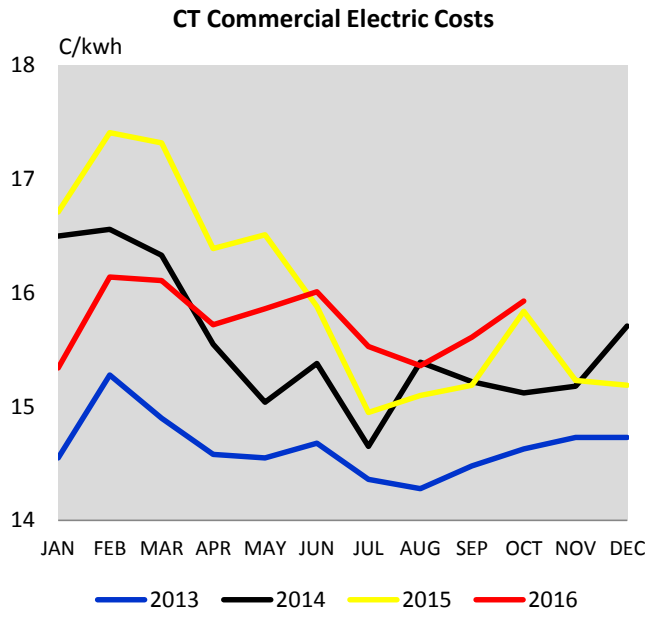
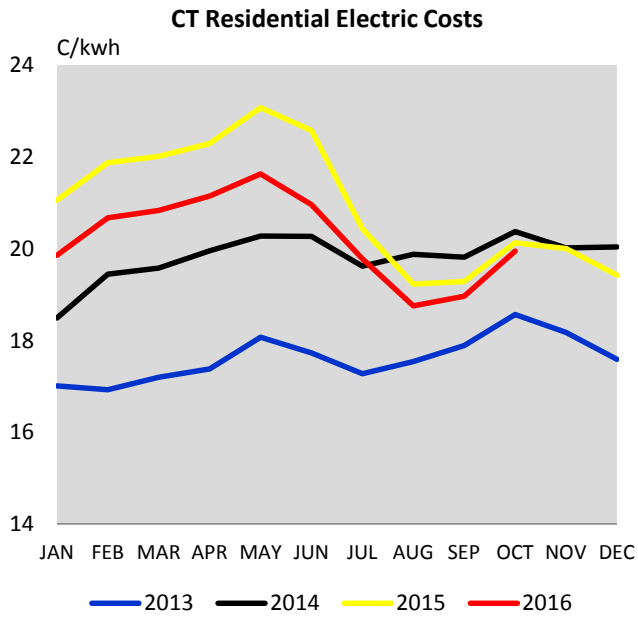




| Crude Oil Spot Prices | | |
|-----------------------|----------------------|-------|
| | \$/Bbl Src:Oil Daily | |
| | WTI | Brent |
| 1/18/2016 | 28.72 | 27.72 |
| 1/11/2017 | 52.19 | 53.60 |
| 1/18/2017 | 51.12 | 53.76 |
| % Change Year Ago | 78.0% | 93.9% |
| % Change Week Ago | -2.1% | 0.3% |



Average Retail Price of Electricity To Ultimate Customers By End-Use Sector
 U.S. Energy Information Administration / Electric Power Monthly
 Cents Per Kilowatt-Hour



| | Residential | Commercial | Industrial | Total |
|-------------------|-------------|------------|------------|-----------|
| Src:EIA | Cents/Kwh | Cents/Kwh | Cents/Kwh | Cents/Kwh |
| October 2015 | 20.13 | 15.84 | 12.78 | 17.05 |
| October 2016 | 19.95 | 15.93 | 12.94 | 17.11 |
| % Change Year Ago | -0.9% | 0.6% | 1.3% | 0.4% |